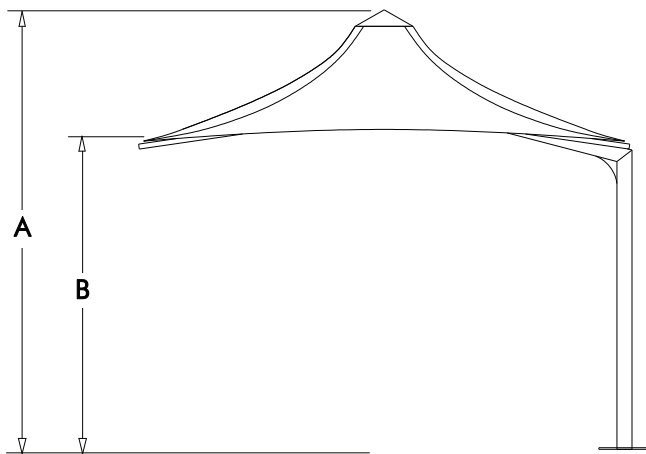


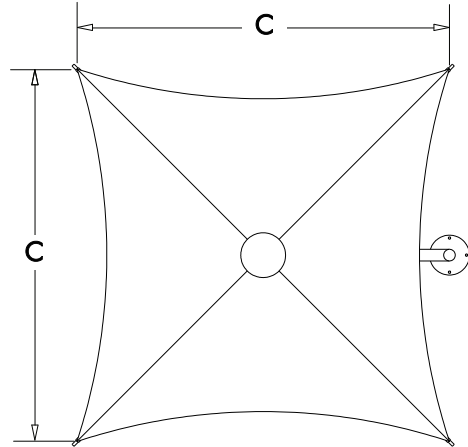
FLEXSHADE[®] Quartet[™]

- Features:**
- Fire Rated PVC with PVDF Top Finish.
 - Zinc & Powder Coated Steelwork.
 - Stainless Steel Cables & Fittings.
 - Minimal Footings for Area Covered.
 - Designed to ASCE7 and AS1170 Code and to comply with other Codes worldwide for 160km/hr (100mph) wind speed.

Quartet[™] "S" Model




Square Module Quartet[™]



TYPE	*A	*B	*C	SHIPPING	
				DIMENSIONS	WEIGHT
Quartet *8S	3085	2400	2550	3010 x 420 x 475 mm	124 kg
Quartet *10S	3180	2400	3275	3010 x 420 x 475 mm	147 kg
Quartet *14S	3575	2400	4275	3010 x 420 x 475 mm	189 kg
Quartet *5MS	3756	2400	5000	3550 x 420 x 475 mm	286 kg
Quartet *6MS	4045	2400	6000	4125 x 420 x 475 mm	453 kg

Flexshade[®] Quartet[™] can be designed to suit specific customer requirements for height and plan dimension.



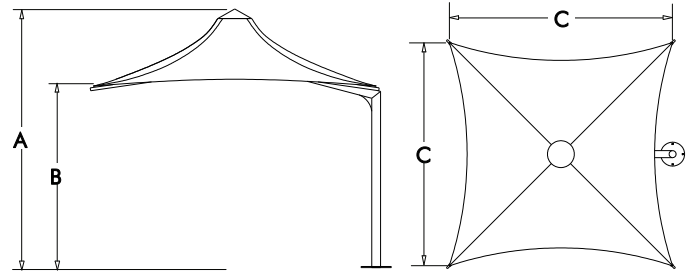
An Activity of **TENSION SPAN STRUCTURES PTY LTD** ABN 20 050 400 836
 Ph: (07) 3854 1900 Intl Ph: +61 7 3854 1900 Fax: (07) 3265 4946
 Email: sales@flexshade.com Web: www.flexshade.com



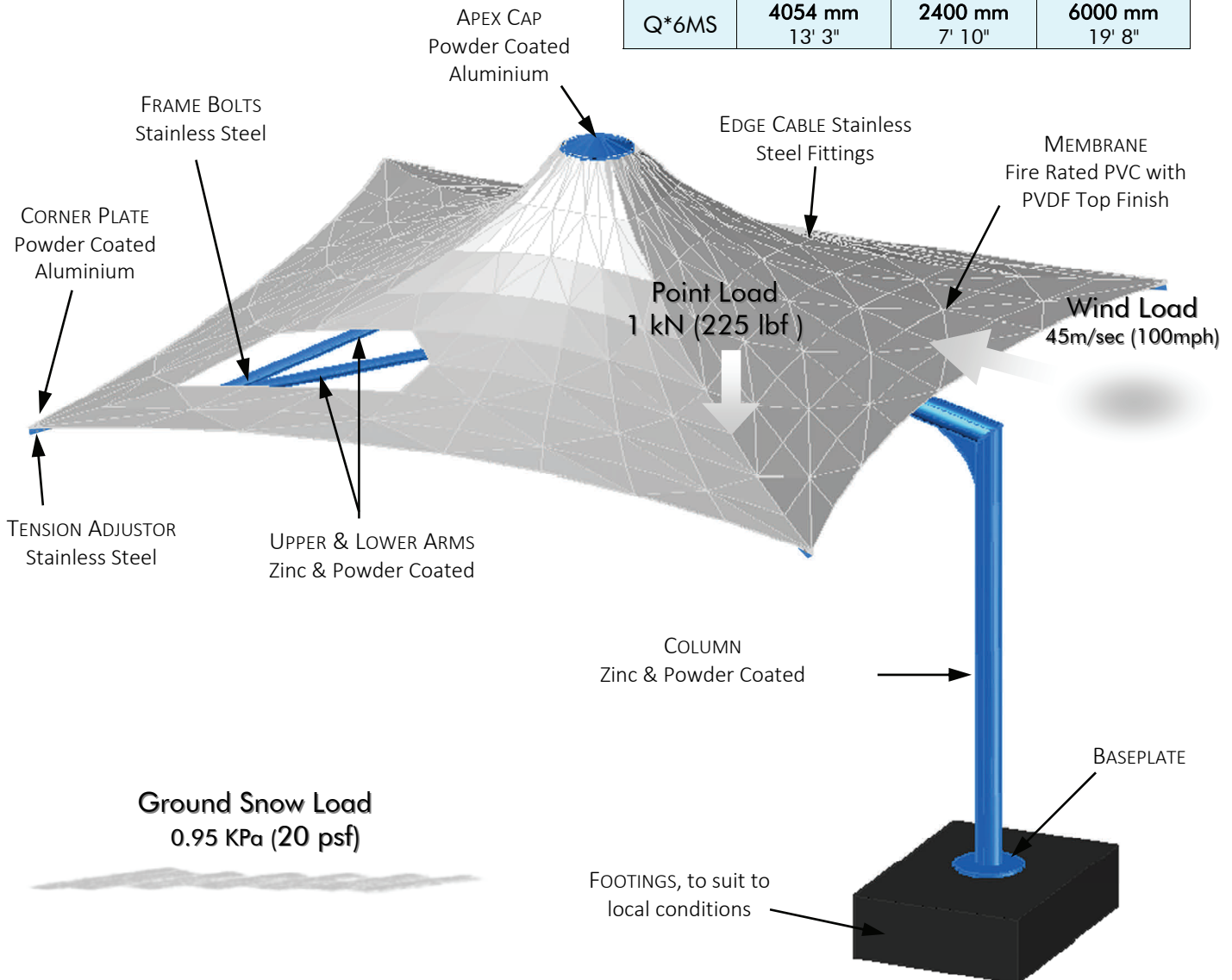
Technical Specifications Quartet™ Range

Q*8S, Q*10S, Q*14S, Q*5MS, Q*6MS SQUARE

- Wind Rating** : 45m/sec (100mph)
Exposure B to ASCE 7
- Point Load** : 1kN (225lbf) at Corner
- Snow Load** : 0.95 kPa (20 psf)
Ground Snow Load
- Plan Areas** : Q*8S - 5.3 sq.m (57 sq.ft)
Q*10S - 8.9 sq.m (96 sq.ft)
Q*14S - 15.0 sq.m (162 sq.ft)
Q*5MS - 22.3 sq.m (239 sq.ft)
Q*6MS - 32.1 sq.m (345 sq.ft)



TYPE	A	B	C
Q*8S	3085 mm 10' 1"	2400 mm 7' 10"	2550 mm 8' 2"
Q*10S	3180 mm 10' 5"	2400 mm 7' 10"	3275 mm 10' 9"
Q*14S	3575 mm 11' 8"	2400 mm 7' 10"	4275 mm 14'
Q*5MS	3756 mm 12' 4"	2400 mm 7' 10"	5000 mm 16' 5"
Q*6MS	4054 mm 13' 3"	2400 mm 7' 10"	6000 mm 19' 8"

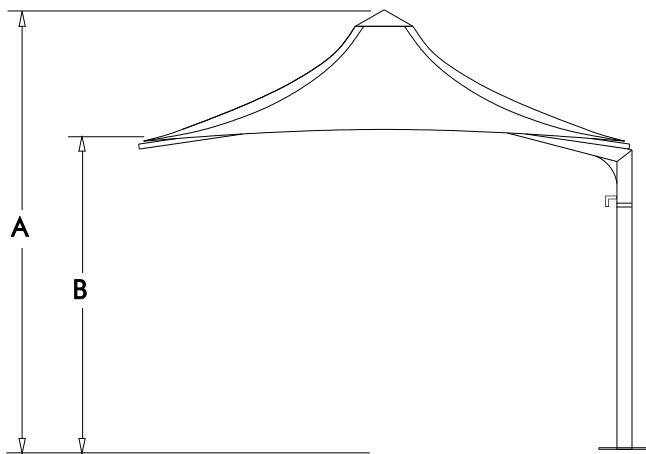


Flexshade® Quartet™ can be designed to suit specific customer requirements for height and plan dimension.
Standard specifications may change without notice.

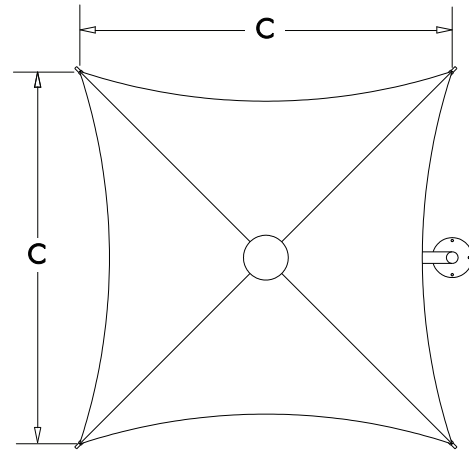
FLEXSHADE® Quartet™

- Features:**
- Fire Rated PVC with PVDF Top Finish.
 - Zinc & Powder Coated Steelwork.
 - Stainless Steel Cables & Fittings.
 - Minimal Footings for Area Covered.
 - Designed to ASCE7 and AS1170 Code and to comply with other Codes worldwide for 160km/hr (100mph) wind speed.
- # Standard specifications may change without notice.

Quartet™ "SP" Model

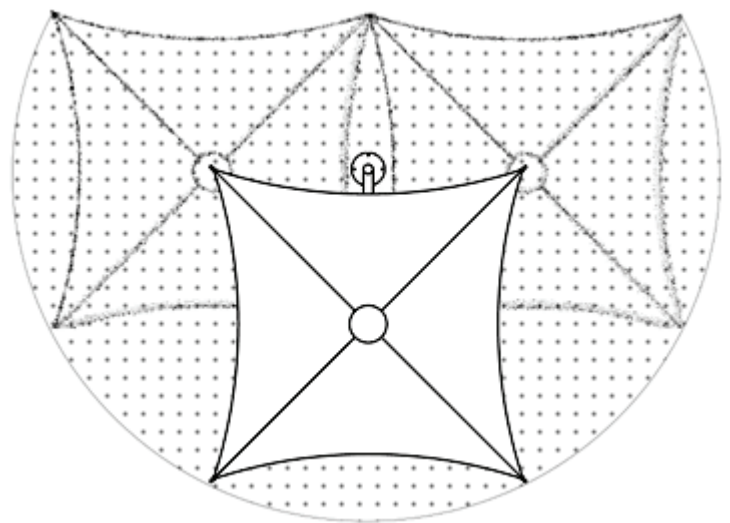


Square Module Quartet™



TYPE	*A	*B	*C	SHIPPING	
				DIMENSIONS	WEIGHT
Quartet *8SP	3085	2400	2550	3010 x 420 x 475 mm	124 kg
Quartet *10SP	3180	2400	3275	3010 x 420 x 475 mm	147 kg
Quartet *14SP	3575	2400	4275	3010 x 420 x 475 mm	189 kg
Quartet *5MSP	3756	2400	5000	3550 x 420 x 475 mm	286 kg

Multiply your shade by over 250% using the Pivot Option



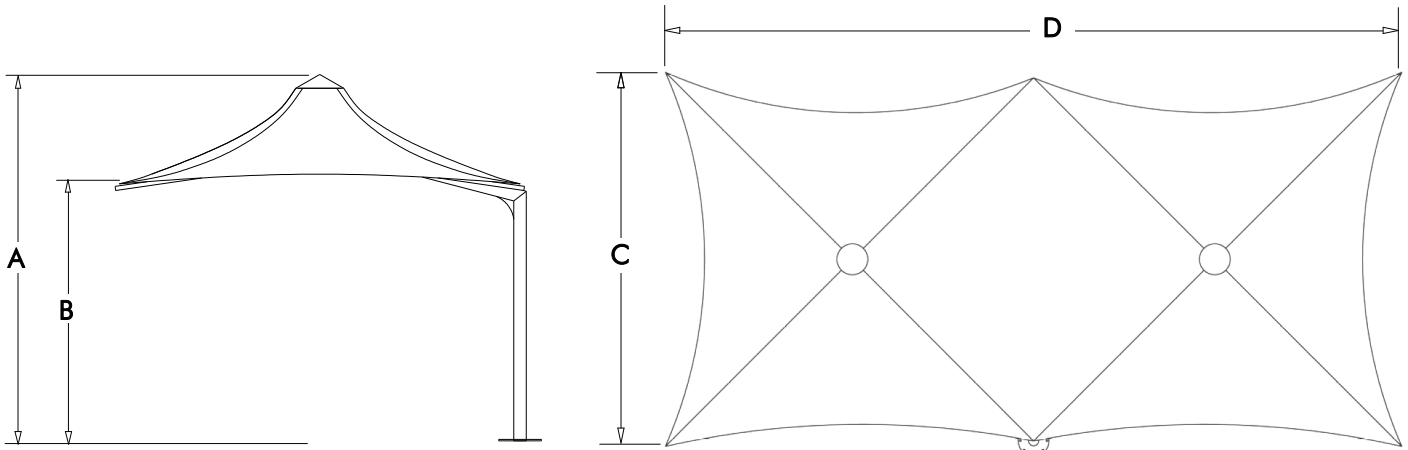
An Activity of **TENSION SPAN STRUCTURES PTY LTD** ABN 20 050 400 836
Ph: (07) 3854 1900 Intl Ph: +61 7 3854 1900 Fax: (07) 3265 4946
Email: sales@flexshade.com Web: www.flexshade.com

FLEXSHADE[®] Quartet[™]

- Features:**
- Fire Rated PVC with PVDF Top Finish.
 - Zinc & Powder Coated Steelwork.
 - Stainless Steel Cables & Fittings.
 - Minimal Footings for Area Covered.
 - Designed to ASCE7 and AS1170 Code and to comply with other Codes worldwide for 160km/hr (100mph) wind speed.

Quartet[™] "DUET" Model

Square Module Quartet[™]



TYPE	*A	*B	*C	*D	SHIPPING	
					DIMENSIONS	WEIGHT
Quartet *8D	3085	2400	2550	5100	3010 x 420 x 475 mm	244 kg
Quartet *10D	3180	2400	3275	6550	3010 x 420 x 475 mm	325 kg
Quartet *14D	3575	2400	4275	8550	2 x 3010 x 420 x 475 mm	445 kg
Quartet *5MD	3756	2400	5000	10000	2 x 3550 x 420 x 475 mm	654 kg

Flexshade[®] Quartet[™] can be designed to suit specific customer requirements for height and plan dimension.



An Activity of **TENSION SPAN STRUCTURES PTY LTD** ABN 20 050 400 836
Ph: (07) 3854 1900 Intl Ph: +61 7 3854 1900 **Fax: (07) 3265 4946**
Email: sales@flexshade.com **Web: www.flexshade.com**



Technical Specifications Quartet™ Range

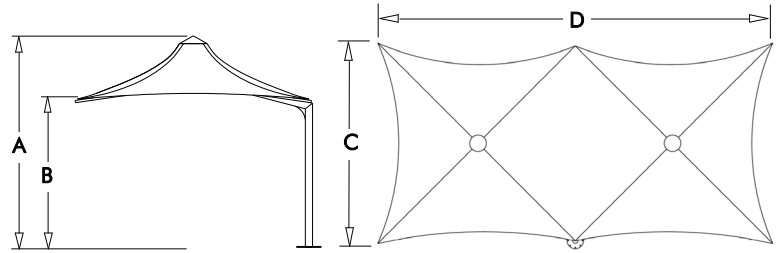
DUET - Q*8D, Q*10D, Q*14D, Q*5MD

Wind Rating : 45m/sec (100mph)
Exposure B to ASCE 7

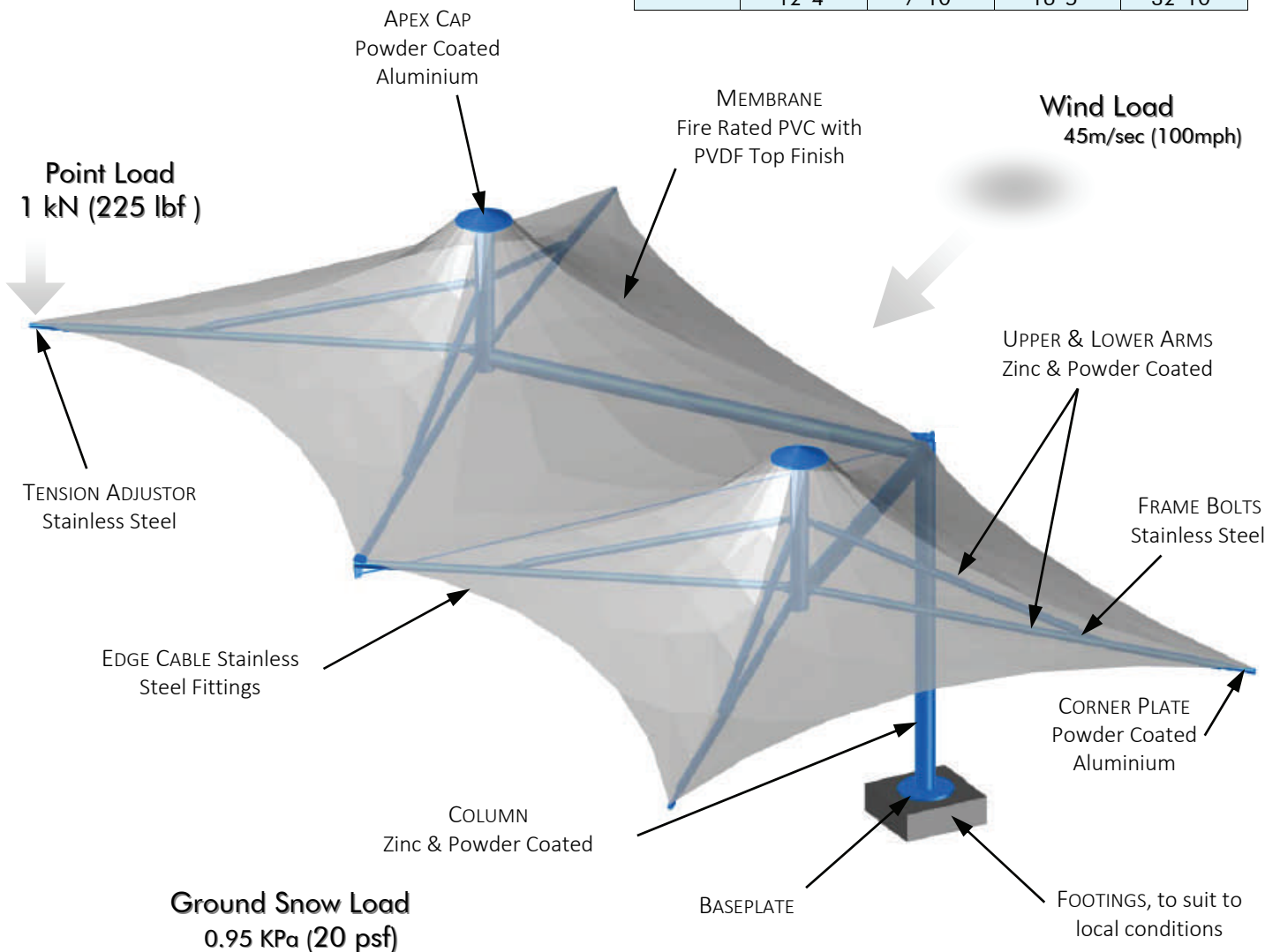
Point Load : 1kN (225lbf) at Corner

Snow Load : 0.95 kPa (20 psf)
Ground Snow Load

Plan Areas : Q*8D - 11.2 sq.m (120 sq.ft)
Q*10D - 18.9 sq.m (203 sq.ft)
Q*14D - 33.0 sq.m (355 sq.ft)
Q*5MD - 47.3 sq.m (509 sq.ft)



TYPE	A	B	C	D
Q*8D	3085 mm 10' 1"	2400 mm 7' 10"	2550 mm 8' 2"	5000 mm 16' 4"
Q*10D	3180 mm 10' 5"	2400 mm 7' 10"	3275 mm 10' 9"	6550 mm 21' 6"
Q*14D	3575 mm 11' 8"	2400 mm 7' 10"	4275 mm 14'	8550 mm 28'
Q*5MD	3756 mm 12' 4"	2400 mm 7' 10"	5000 mm 16' 5"	10000 mm 32' 10"



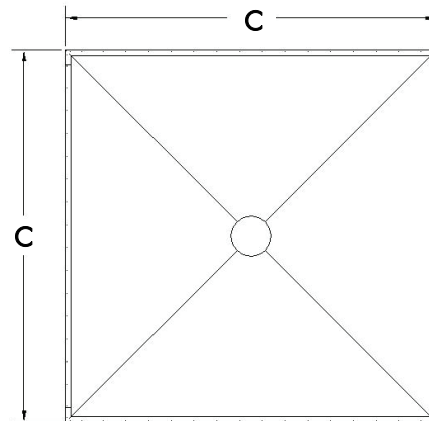
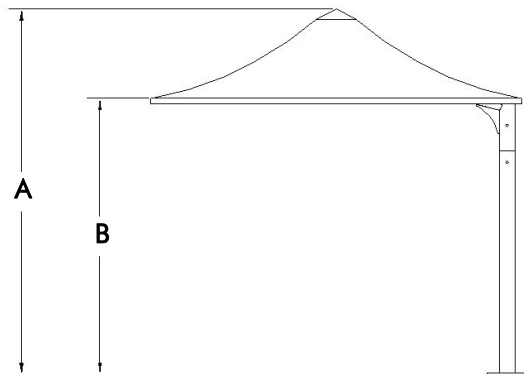
Flexshade® Quartet™ can be designed to suit specific customer requirements for height and plan dimension.
Standard specifications may change without notice.

FLEXSHADE® Quartet™

- Features:**
- Fire Rated PVC with PVDF Top Finish.
 - Zinc & Powder Coated Steelwork.
 - Stainless Steel Cables & Fittings.
 - Minimal Footings for Area Covered.
 - Designed to ASCE7 and AS1170 Code and to comply with other Codes worldwide for 160km/hr (100mph) wind speed.

Quartet™ Cantilever Curtain Series

Square Module Quartet*CS

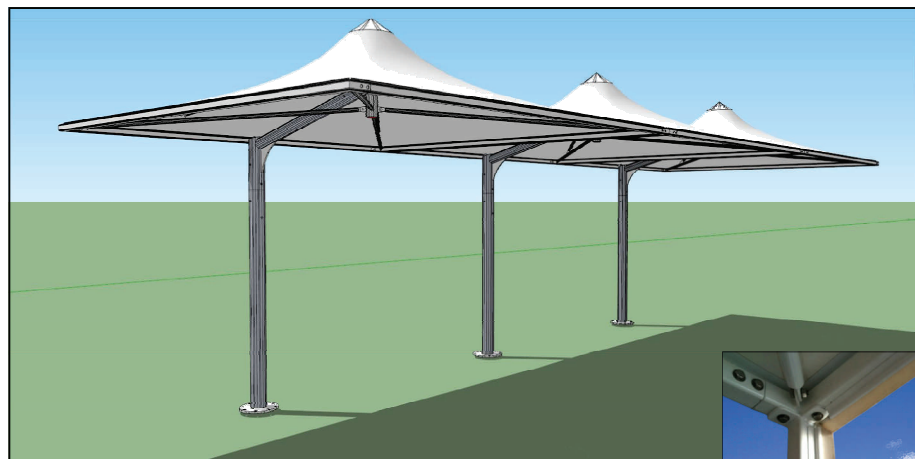



Min Edge Member Size: 50 x 50mm

SHIPPING

TYPE	*A	*B	*C	DIMENSIONS	WEIGHT
Quartet *8CS	3085	2400	2550	3010 x 420 x 475 mm	224 kg
Quartet *10CS	3180	2400	3275	3280 x 420 x 475 mm	254 kg
Quartet *14CS	3575	2400	4275	3010 x 420 x 475 mm	309 kg
Quartet *5MCS	3825	2400	5000	3550 x 420 x 630 mm	437 kg

Quartet™CS - Continuous Flexshade® Quartet™ CS modules can be customised with a single membrane to provide larger weatherproof cover.



Flexshade® Quartet*CS™ can be designed to suit specific customer requirements for height and plan dimension.



An Activity of **TENSION SPAN STRUCTURES PTY LTD** ABN 20 050 400 836
Ph: (07) 3854 1900 Intl Ph: +61 7 3854 1900 Fax: (07) 3265 4946
Email: sales@flexshade.com Web: www.flexshade.com



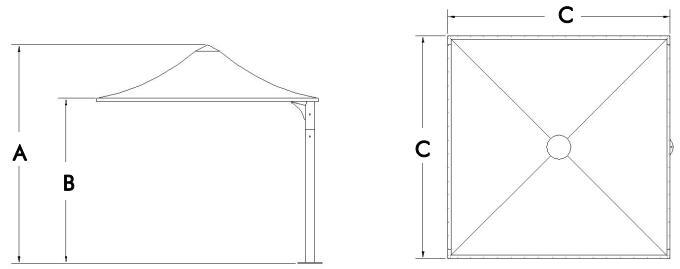
Technical Specifications Quartet™ Range

Q*8CS, Q*10CS, Q*14CS, Q*5MCS SQUARE

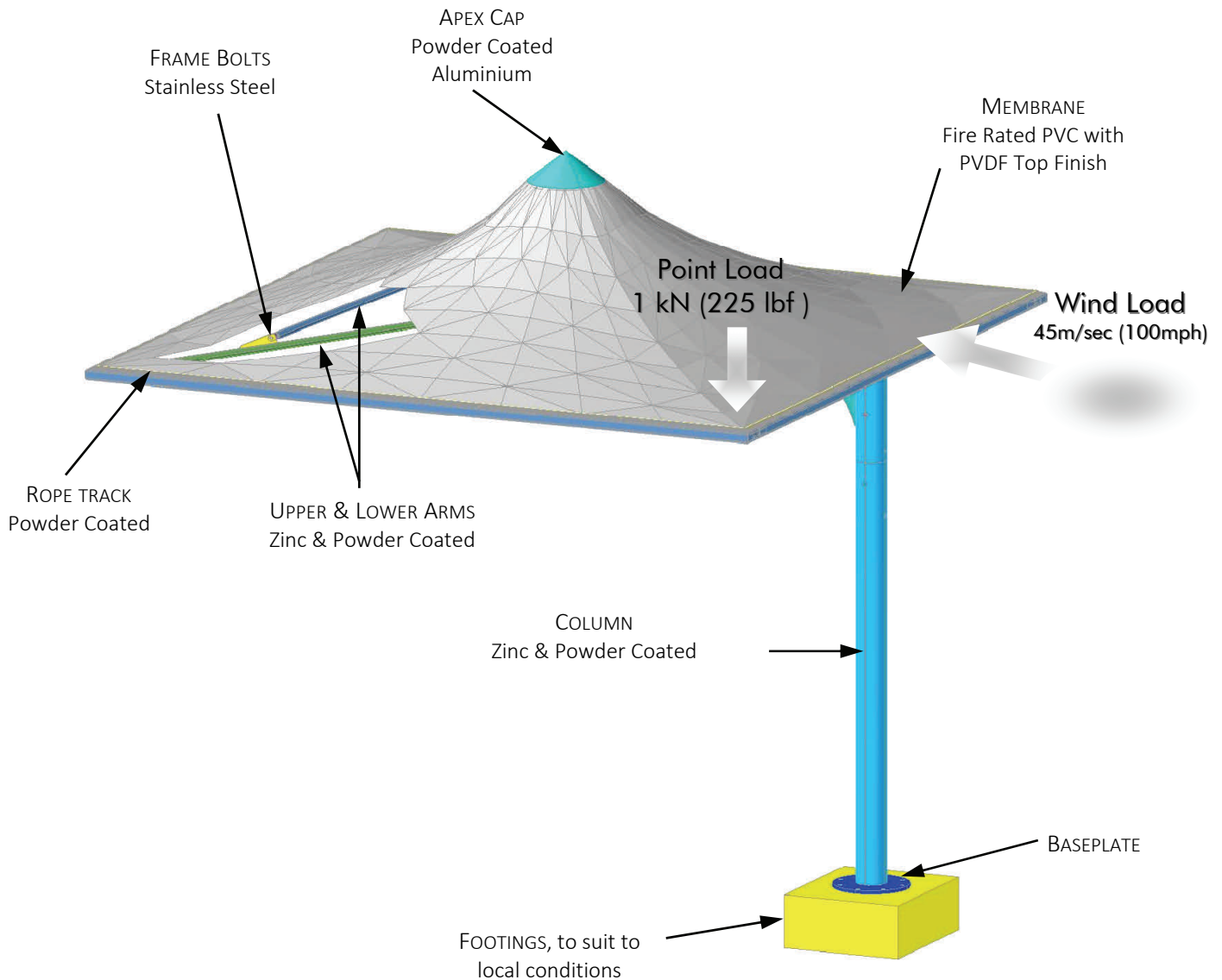
Wind Rating : 45m/sec (100mph)
Exposure B to ASCE 7

Point Load : 1kN (225lbf) at Corner

Plan Areas : Q*8C - 6.2 sq.m (67 sq.ft)
Q*10C - 10.7 sq.m (115 sq.ft)
Q*14C - 18.3 sq.m (197 sq.ft)
Q*5MC - 25.0 sq.m (269 sq.ft)



TYPE	A	B	C
Q*8CS	3085 mm 10' 1"	2400 mm 7' 10"	2550 mm 8' 2"
Q*10CS	3180 mm 10' 5"	2400 mm 7' 10"	3275 mm 10' 9"
Q*14CS	3575 mm 11' 8"	2400 mm 7' 10"	4275 mm 14'
Q*5MCS	3825 mm 12' 6"	2400 mm 7' 10"	5000 mm 16' 5"



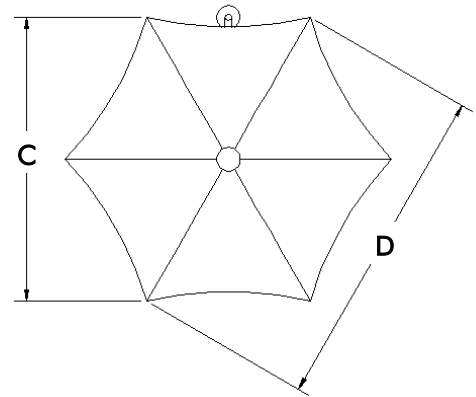
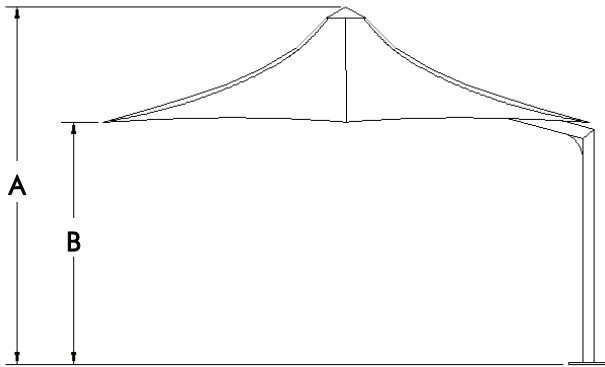
Flexshade® Quartet*CS™ can be designed to suit specific customer requirements for height and plan dimension.
Standard specifications may change without notice.

FLEXSHADE[®] Hexagonal[™] "S"

- Features:**
- Fire Rated PVC with PVDF Top Finish.
 - Powder Coated Steelwork.
 - Stainless Steel Cables & Fittings.
 - Minimal Footings for Area Covered.
 - Designed to ASCE7 and AS1170 Code and to comply with other Codes worldwide for 160km/hr (100mph) wind speed.

Hexagonal[™] "S"

Cantilever[™] 12, 16, 19



TYPE	*A	*B	*C	*D	SHIPPING	
					DIMENSIONS	WEIGHT
Flexshade *12S	3100	2400	3120	3600	3010 x 420 x 475 mm	141 kg
Flexshade *16S	3390	2400	4200	4850	3010 x 420 x 475 mm	188 kg
Flexshade *19S	3665	2400	5020	5800	3010 x 420 x 475 mm	350 kg



Pivot option available on all sizes.

Flexshade[®] Hexagonal[™] "S" can be designed to suit specific customer requirements for height and plan dimension.



An Activity of **TENSION SPAN STRUCTURES PTY LTD** ABN 20 050 400 836
Ph: (07) 3854 1900 Intl Ph: +61 7 3854 1900 Fax: (07) 3265 4946
Email: sales@flexshade.com Web: www.flexshade.com



Technical Specifications Hexagon™ Range

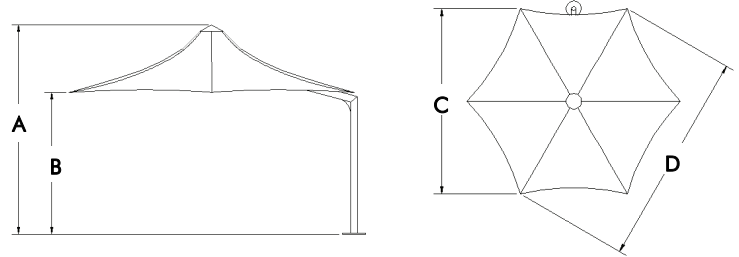
HEXAGONAL™ - F*12S, F*16S, F*19S

Wind Rating : 45m/sec (100mph)
W45 to AS1170.2
Exposure B to ASCE 7

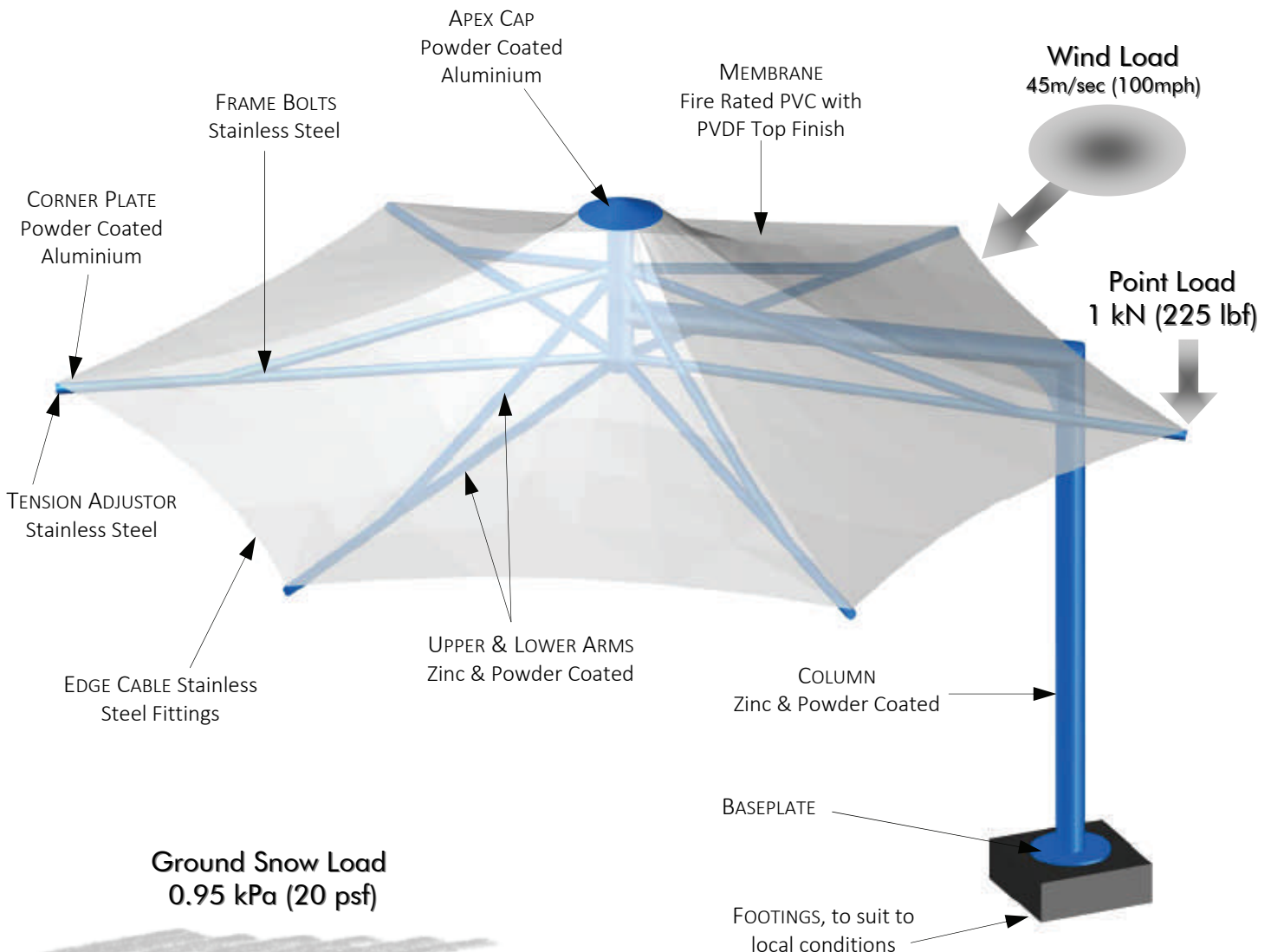
Point Load : 1 kN (225lbf) at Corner

Snow Load : 0.95 kPa (20 psf)
Ground Snow Load

Plan Areas : F*12 - 7.8 sq.m (84 sq.ft)
F*16 - 13.9 sq.m (150 sq.ft)
F*19 - 19.1 sq.m (205 sq.ft)



TYPE	A	B	C	D
F*12S	3100 mm 10'2"	2400 mm 7'9"	3120 mm 10'2"	3600 mm 11'8"
F*16S	3390 mm 11'1"	2400 mm 7'9"	4200 mm 13'8"	4850 mm 15'9"
F*19S	3665 mm 12'	2400 mm 7'9"	5020 mm 16'5"	5800 mm 19'



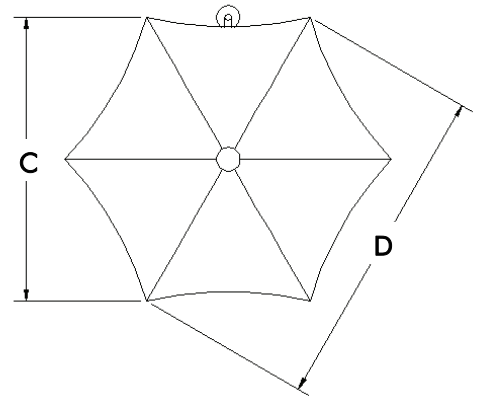
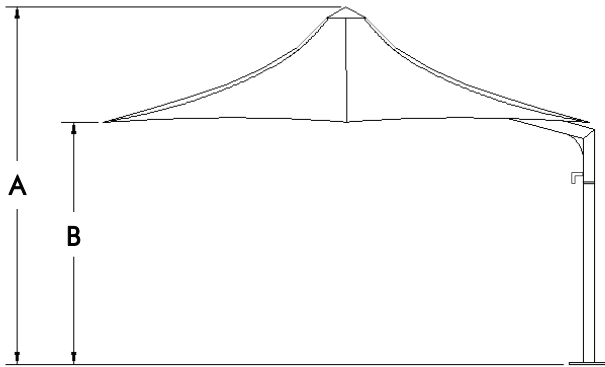
Flexshade® can be designed to suit specific customer requirements for height and plan dimension.
Standard specifications may change without notice.

FLEXSHADE[®] Hexagonal[™]

- Features:**
- Fire Rated PVC with PVDF Top Finish.
 - Zinc & Powder Coated Steelwork.
 - Stainless Steel Cables & Fittings.
 - Minimal Footings for Area Covered.
 - Designed to ASCE7 and AS1170 Code and to comply with other Codes worldwide for 160km/hr (100mph) wind speed.
- # Standard specifications may change without notice.

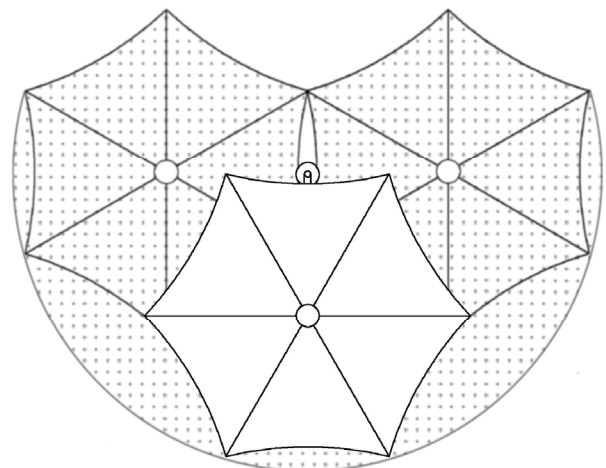
Hexagonal[™] "SP"

Cantilever[™] 12, 16, 19



TYPE	*A	*B	*C	*D	SHIPPING	
					DIMENSIONS	WEIGHT
Flexshade *12SP	3100	2400	3120	3600	3010 x 420 x 475 mm	141 kg
Flexshade *16SP	3390	2400	4200	4850	3010 x 420 x 475 mm	188 kg
Flexshade *19SP	3665	2400	5020	5800	3010 x 420 x 475 mm	350 kg

Multiply your shade by over 300% using the Pivot Option



Flexshade[®] Hexagonal[™] "SP" can be designed to suit specific customer requirements for height and plan dimension.



An Activity of **TENSION SPAN STRUCTURES PTY LTD** ABN 20 050 400 836
Ph: (07) 3854 1900 Intl Ph: +61 7 3854 1900 **Fax: (07) 3265 4946**
 Email: sales@flexshade.com Web: www.flexshade.com