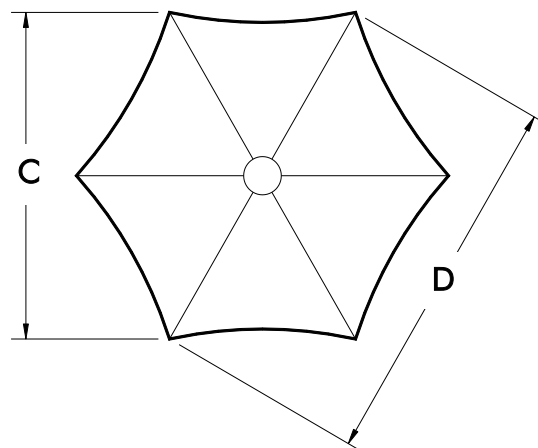
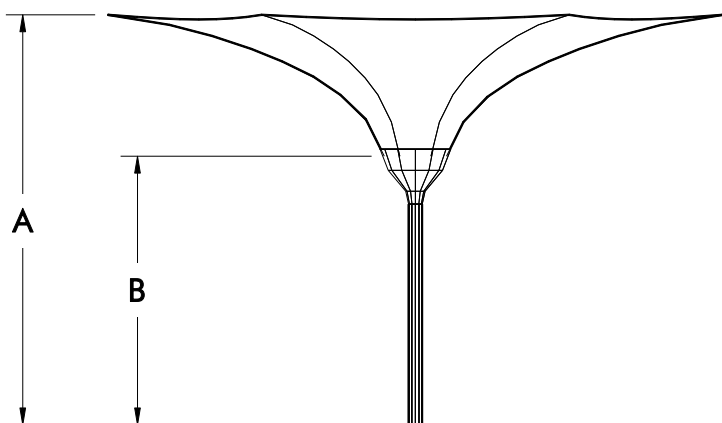


FLEXSHADE® Lotus™

- Features:**
- ✘ Seaman Tedlar® PVC / Polyester Membrane.
 - ✘ Galvanised & Powder Coated Steelwork. (Alternative Stainless Steel Support)
 - ✘ Stainless Steel Cables & Fittings.
 - ✘ Complete Internal Water Drainage.
 - ✘ No Guttering Necessary, No Drip Edges.
 - ✘ Designed to AS1170 Wind Code and to comply with other Codes worldwide.

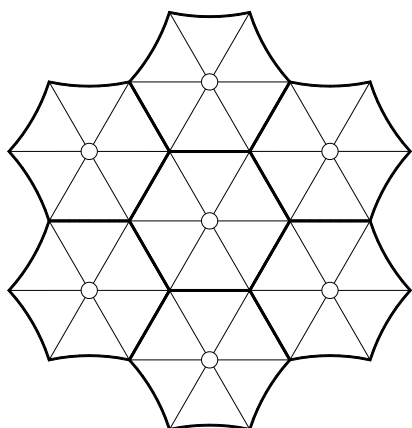
Lotus™ Series

Hexagonal Module Lotus 14, 19, 25



TYPE	*A	*B	*C	*D	SHIPPING	
					DIMENSIONS	WEIGHT
Lotus *14	2880	1900	3695	4270	3226 x 629 x 674 mm	165 kg
Lotus *19	3330	2245	5015	5790	3226 x 629 x 674 mm	350 kg
Lotus *25	3750	2000	6600	7620	4500 x 750 x 750 mm	700 kg

Lotus™ Cluster Flexshade Lotus™ modules can be connected to provide weatherproof cover.



Flexshade Lotus™ can be designed to suit specific customer requirements for height and plan dimension.



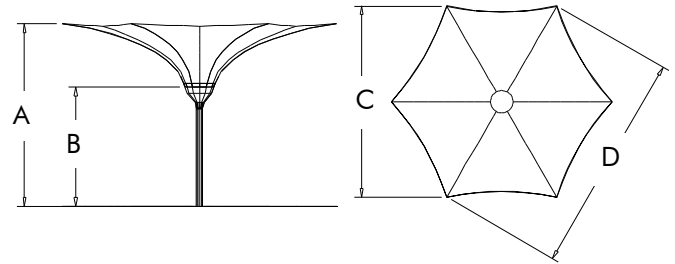
An Activity of **TENSION SPAN STRUCTURES PTY LTD** ABN 20 050 400 836
 62 Commercial Road, Fortitude Valley, Queensland, Australia 4006
 Ph: (07) 3854 1900 Intl Ph: +61 7 3854 1900 Fax: (07) 3252 1252
 Email: sales@flexshade.com Web: www.flexshade.com



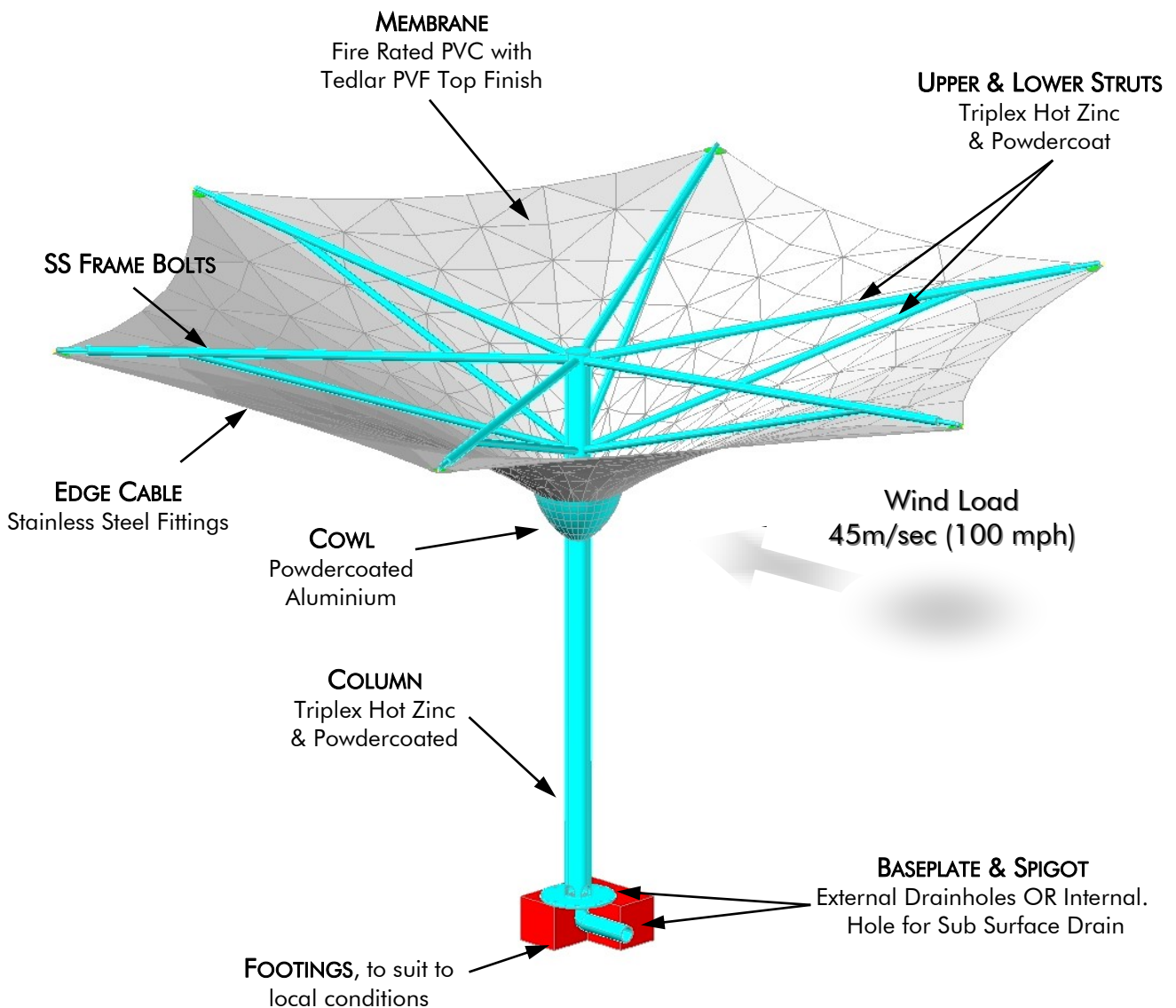
Technical Specifications

Lotus™ Range

LOTUS - L*14, L*19, L*25	
Wind Rating	: 45m/sec (100mph) Exposure B to ASCE 7-98
Plan Areas	: L*14 - 11 sq.m (118 sq.ft) L*19 - 19 sq.m (204 sq.ft) L*25 - 32 sq.m (344 sq.ft)



TYPE	A	B	C	D
L*14	2880 mm 9' 5"	1900 mm 6' 3"	3695 mm 12' 4"	4270 mm 14' 3"
L*19	3330 mm 11' 6"	2245 mm 7' 4"	5015 mm 16' 6"	5790 mm 19'
L*25	3750 mm 12' 3"	2000 mm 6' 7"	6600 mm 21' 7"	7620 mm 25'



Flexshade® Lotus™ can be designed to suit specific customer requirements for height and plan dimension.