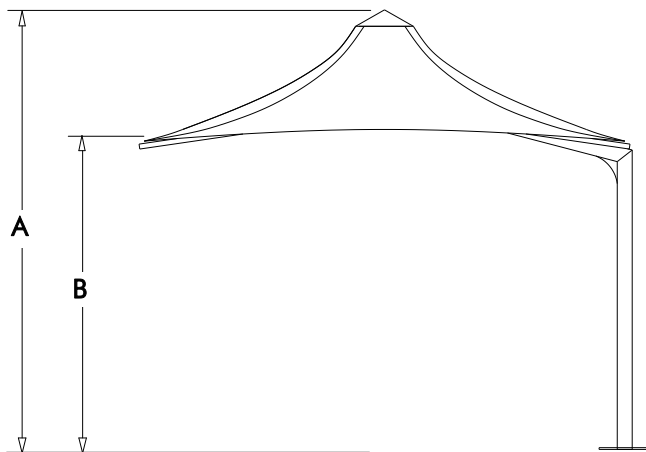


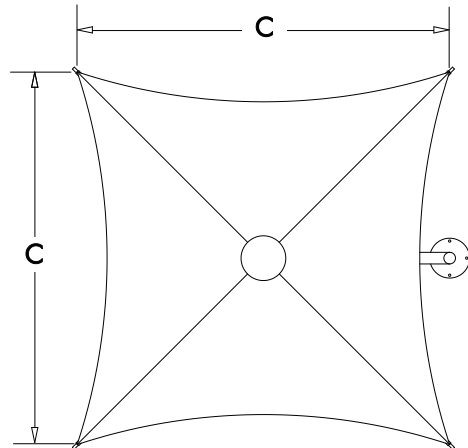
FLEXSHADE® Quartet™

- Features:**
- ✘ Acrylic or Tedlar® PVC/Polyester Membrane.
 - ✘ Hot Zinc & Powder Coated Steelwork. (Alternative Stainless Steel Support Frame)
 - ✘ Stainless Steel Cables & Fittings.
 - ✘ Controlled Water Drainage Links.
 - ✘ Minimal Footings for Area Covered.
 - ✘ Designed to AS1170 Wind Code and to comply with other Codes worldwide.

Quartet™ "S" Model



Square Module Quartet™



TYPE	*A	*B	*C	SHIPPING	
				DIMENSIONS	WEIGHT
Quartet *8S	3085	2400	2550	3010 x 420 x 475 mm	141 kg
Quartet *10S	3180	2400	3275	3010 x 420 x 475 mm	164 kg
Quartet *14S	3575	2400	4275	3010 x 420 x 475 mm	206 kg
Quartet *5MS	3756	2400	5000	3550 x 420 x 630 mm	303 kg

Flexshade® Quartet™ can be designed to suit specific customer requirements for height and plan dimension.



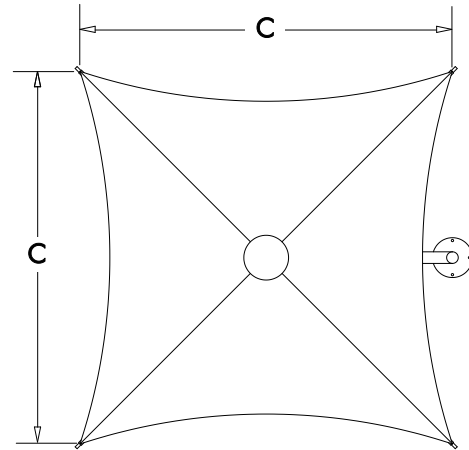
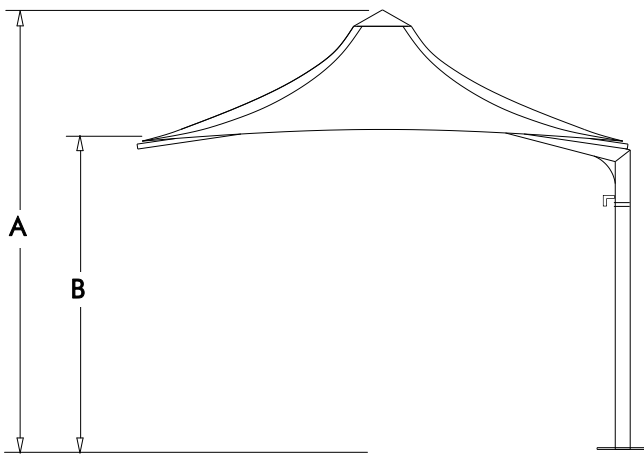
An Activity of TENSION SPAN STRUCTURES PTY LTD ABN 20 050 400 836
 62 Commercial Road, Fortitude Valley, Queensland, Australia 4006
 Ph: (07) 3854 1900 Intl Ph: +61 7 3854 1900 Fax: (07) 3252 1252
 Email: sales@flexshade.com Web: www.flexshade.com

FLEXSHADE® Quartet™

- Features:**
- ✘ Acrylic or Tedlar® PVC/Polyester Membrane.
 - ✘ Hot Zinc & Powder Coated Steelwork.
(Alternative Stainless Steel Support Frame)
 - ✘ Stainless Steel Cables & Fittings.
 - ✘ Controlled Water Drainage Links.
 - ✘ Minimal Footings for Area Covered.
 - ✘ Designed to AS1170 Wind Code and to comply with other Codes worldwide.

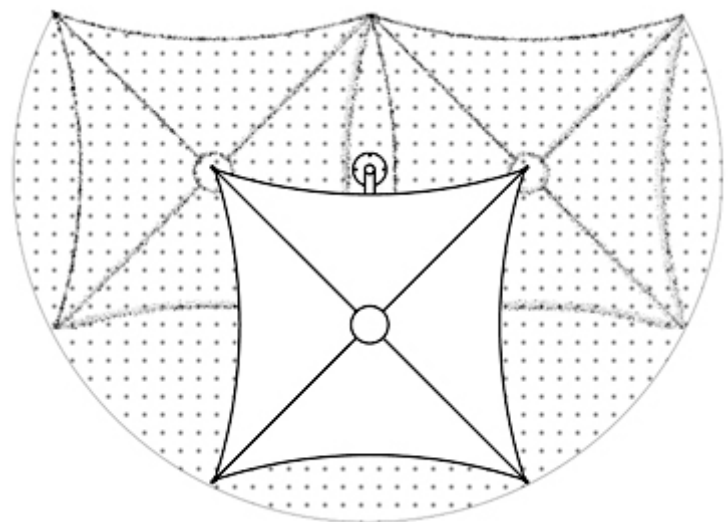
Quartet™ "SP" Model

Square Module Quartet™



TYPE	*A	*B	*C	SHIPPING	
				DIMENSIONS	WEIGHT
Quartet *8SP	3085	2400	2550	3010 x 420 x 475 mm	141 kg
Quartet *10SP	3180	2400	3275	3010 x 420 x 475 mm	164 kg
Quartet *14SP	3575	2400	4275	3010 x 420 x 475 mm	206 kg
Quartet *5MSP	3756	2400	5000	3550 x 420 x 630 mm	303 kg

Multiply your shade by over 250% using the Pivot Option



An Activity of TENSION SPAN STRUCTURES PTY LTD ABN 20 050 400 836
 62 Commercial Road, Fortitude Valley, Queensland, Australia 4006
 Ph: (07) 3854 1900 Intl Ph: +61 7 3854 1900 Fax: (07) 3252 1252
 Email: sales@flexshade.com Web: www.flexshade.com



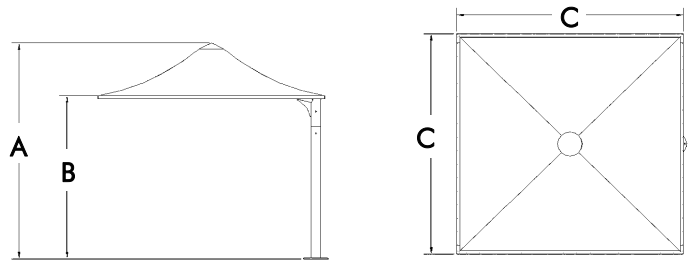
Technical Specifications Quartet™ Range

Q*8CS, Q*10CS, Q*14CS, Q*5MCS SQUARE

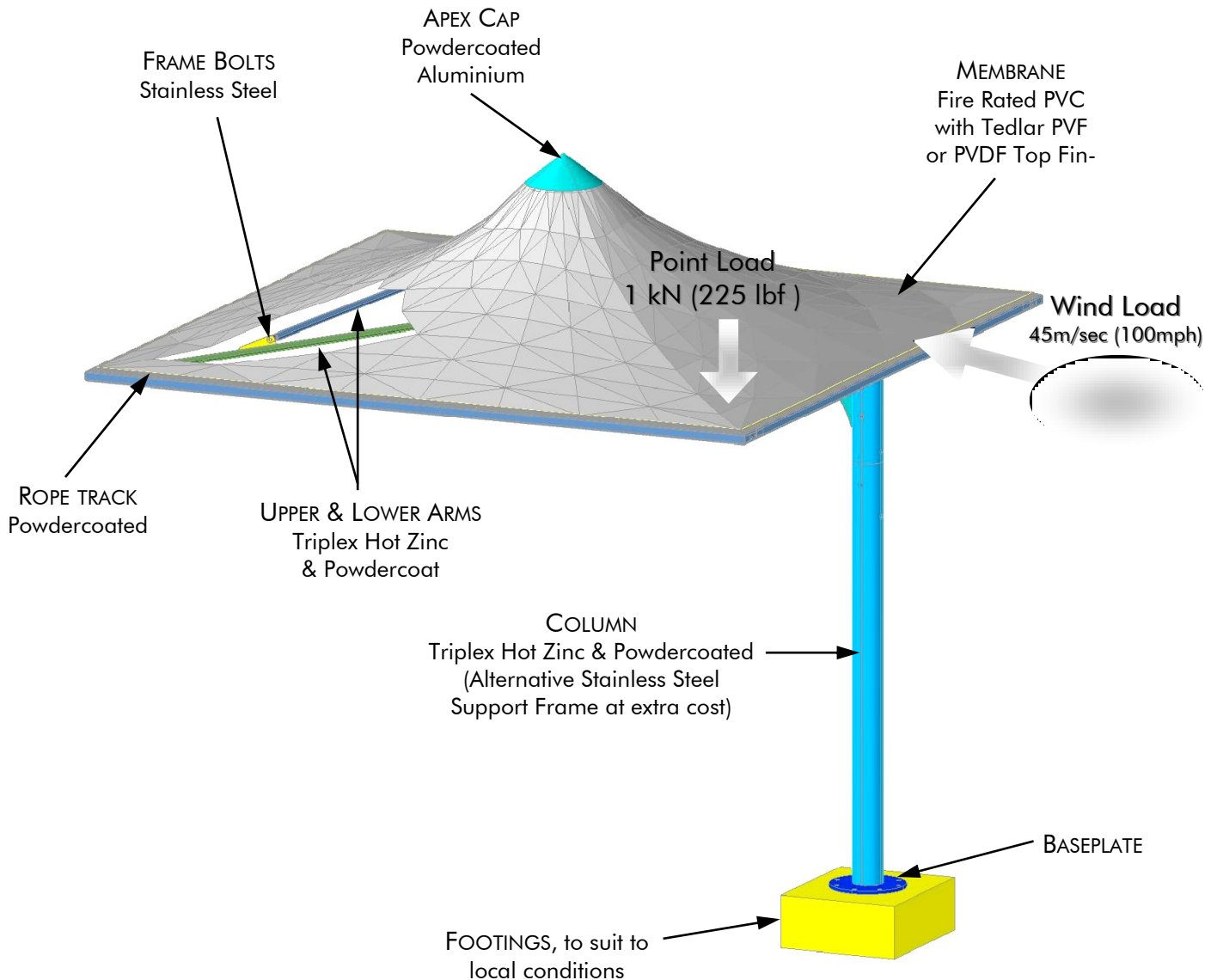
Wind Rating : 45m/sec (100mph)
Exposure B to ASCE 7-98

Point Load : 1kN (225lbf) at Corner

Plan Areas : Q*8CS - 5.3 sq.m (57 sq.ft)
Q*10CS- 8.9 sq.m (96 sq.ft)
Q*14CS- 5.0 sq.m (162 sq.ft)
Q*5MCS- 22.3 sq.m (239 sq.ft)



TYPE	A	B	C
Q*8CS	3085 mm 10' 1"	2400 mm 7' 10"	2500 mm 8' 2"
Q*10CS	3180 mm 10' 5"	2400 mm 7' 10"	3275 mm 10' 9"
Q*14CS	3575 mm 11' 8"	2400 mm 7' 10"	4275 mm 14'
Q*5MCS	3825 mm 12' 6"	2400 mm 7' 10"	5000 mm 16' 5"



Flexshade® Quartet*CS™ can be designed to suit specific customer requirements for height and plan dimension.