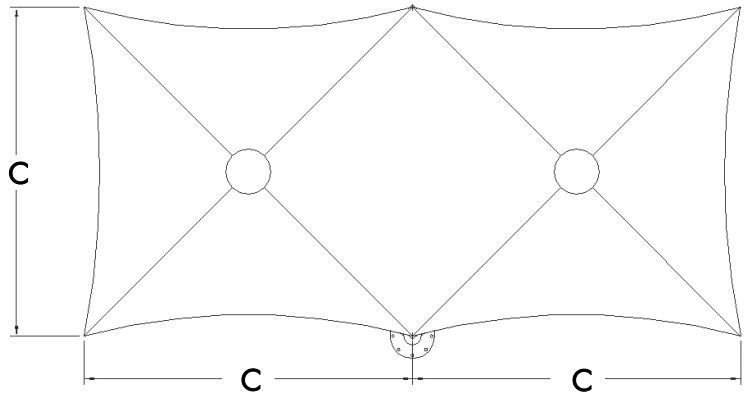
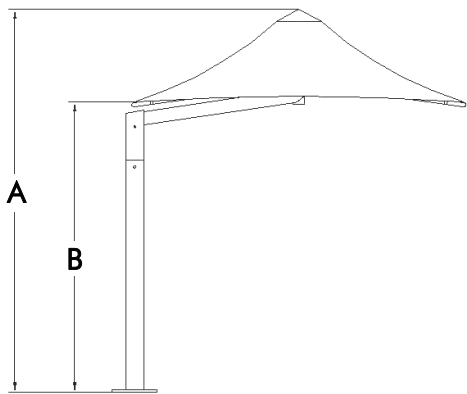


FLEXSHADE® Quartet™

- Features:**
- ✘ Acrylic or Tedlar® PVC/Polyester Membrane.
 - ✘ Hot Zinc & Powder Coated Steelwork.
(Alternative Stainless Steel Support Frame)
 - ✘ Stainless Steel Cables & Fittings.
 - ✘ Controlled Water Drainage Links.
 - ✘ Minimal Footings for Area Covered.
 - ✘ Designed to AS1170 Wind Code and to comply with other Codes worldwide.


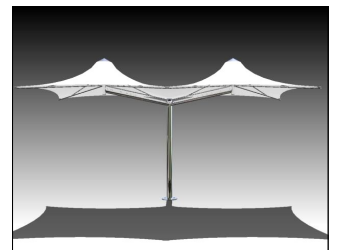
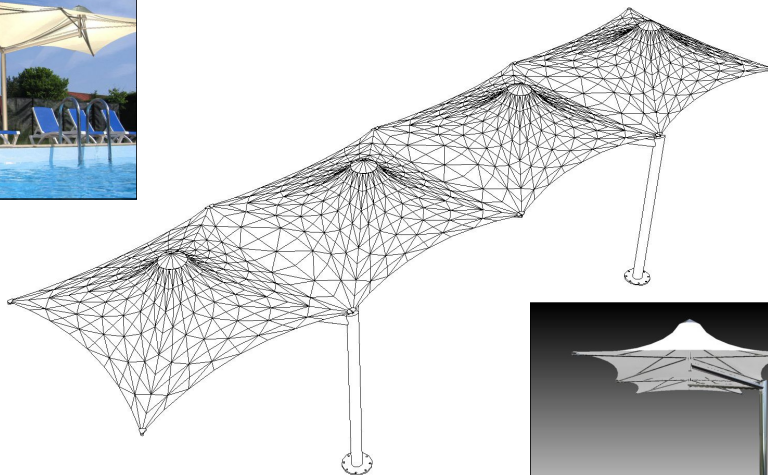
Quartet™ Twin Cantilevered Series

Square Module Twin Quartet



TYPE	*A	*B	*C	SHIPPING	
				DIMENSIONS	WEIGHT
Quartet *8T	2885	2200	2550	2850 x 420 x 420 mm	125 kg
Quartet *10T	3070	2200	3275	3100 x 420 x 420 mm	145 kg
Quartet *14T	3375	2200	4275	3100 x 420 x 420 mm	182 kg
Quartet *5MT	3625	2250	5000	3100 x 525 x 525 mm	268 kg

Quartet™ Twin Links Flexshade® Quartet™ Twin modules can be connected to provide weatherproof cover.



Flexshade® Quartet™ Twin can be designed to suit specific customer requirements for height and plan dimension.



An Activity of **TENSION SPAN STRUCTURES PTY LTD** ABN 20 050 400 836
2 - 36 Kingtel Place, Geebung Queensland, Australia 4034
Ph: (07) 3854 1900 Intl Ph: +61 7 3854 1900 Fax: (07) 3252 1252
Email: sales@flexshade.com Web: www.flexshade.com



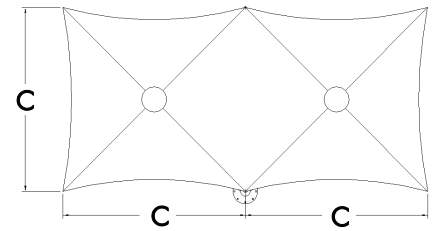
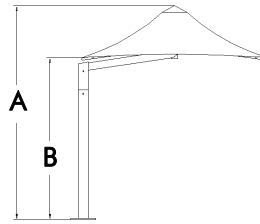
Technical Specifications Quartet™ Range

Q*8T, Q*10T, Q*14T, Q*5MT - TWIN

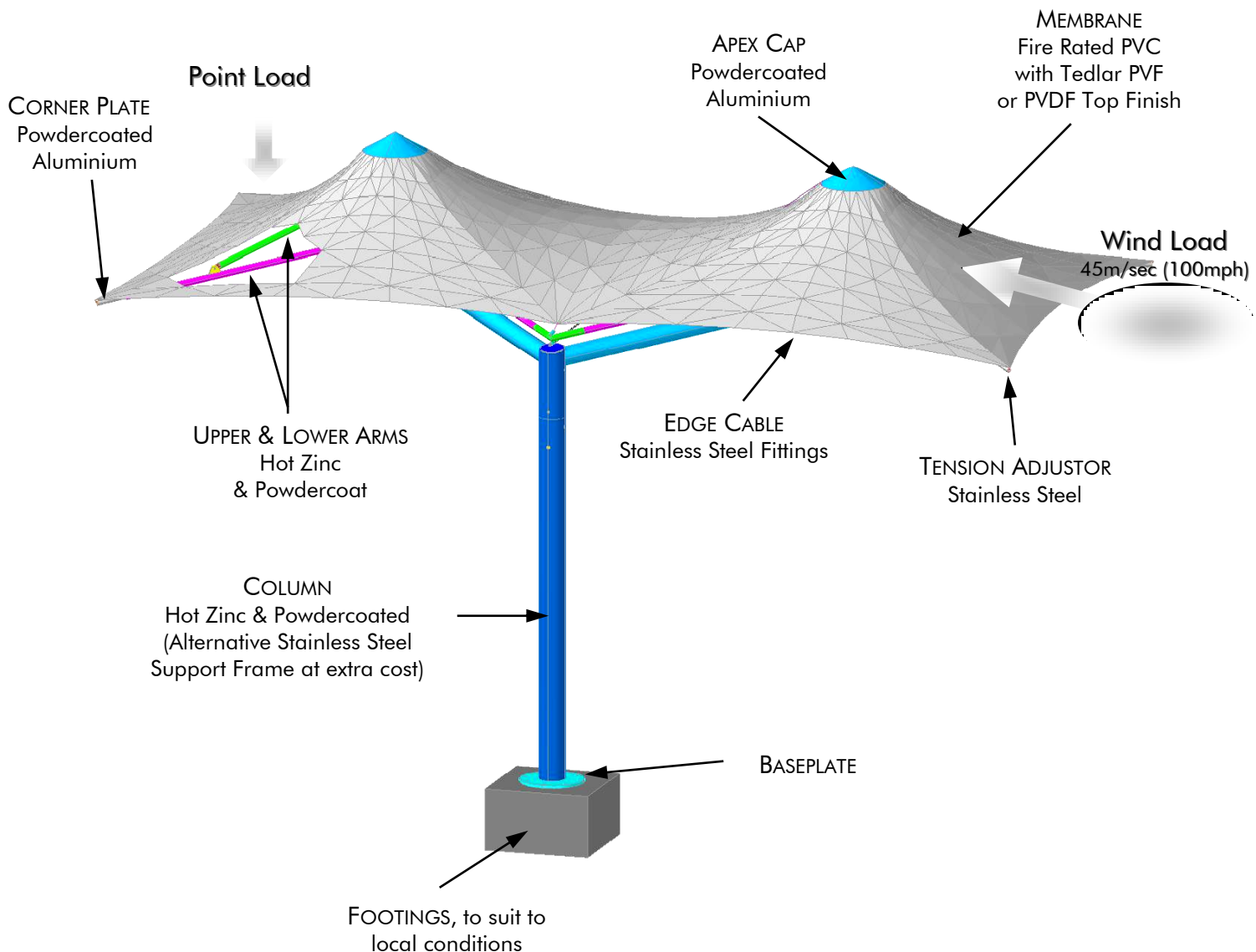
Wind Rating : 45m/sec (100mph)
Exposure B to ASCE 7-98

Point Load : 1kN (225lbf) at Corner

Plan Areas : Q*8T- 5.3 sq.m (57 sq.ft)
Q*10T- 8.9 sq.m (96 sq.ft)
Q*14T - 15.0 sq.m (162 sq.ft)
Q*5MT- 15.0 sq.m (162 sq.ft)



TYPE	A	B	C
Q*8	2885 mm 9' 5"	2200 mm 7' 2"	2500 mm 8' 2"
Q*10	3070 mm 10' 1"	2200 mm 7' 2"	3275 mm 10' 9"
Q*14	3375 mm 11' 1"	2200 mm 7' 2"	4275 mm 14'
Q*5M	3625 mm 11' 10"	2250 mm 7' 4"	5000 mm 16' 5"



Flexshade® Quartet™ Twin can be designed to suit specific customer requirements for height and plan dimension.