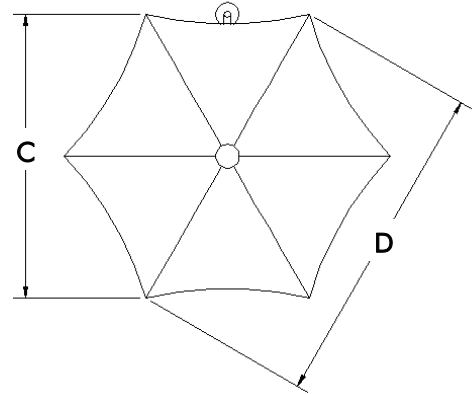
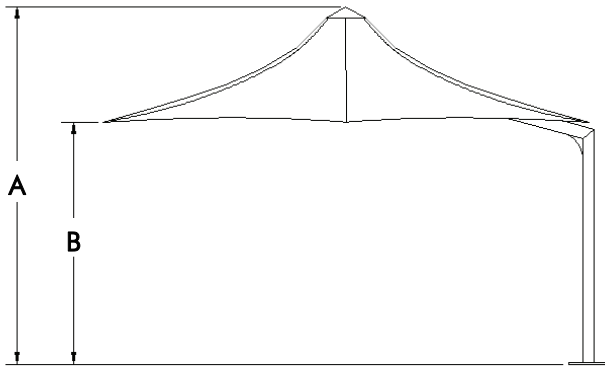


# FLEXSHADE<sup>®</sup> Hexagonal<sup>™</sup> "S"

- Features:**
- Fire Rated PVC with PVDF Top Finish.
  - Hot Zinc & Powder Coated Steelwork. (Alternative Stainless Steel Support Frame)
  - Stainless Steel Cables & Fittings.
  - Minimal Footings for Area Covered.
  - Designed to ASCE7 and AS1170 Code and to comply with other Codes worldwide for 160km/hr (100mph) wind speed.

Hexagonal<sup>™</sup> "S"

Cantilever<sup>™</sup> 12, 16, 19



TYPE	*A	*B	*C	*D	SHIPPING	
					DIMENSIONS	WEIGHT
Flexshade *12S	3100	2400	3120	3600	3010 x 420 x 475 mm	141 kg
Flexshade *16S	3390	2400	4200	4850	3010 x 420 x 475 mm	188 kg
Flexshade *19S	3665	2400	5020	5800	3010 x 420 x 475 mm	350 kg



Pivot option available on all sizes.

Flexshade<sup>®</sup> Hexagonal<sup>™</sup> "S" can be designed to suit specific customer requirements for height and plan dimension.



An Activity of **TENSION SPAN STRUCTURES PTY LTD** ABN 20 050 400 836  
**Ph: (07) 3854 1900 Intl Ph: +61 7 3854 1900 Fax: (07) 3265 4946**  
**Email: sales@flexshade.com Web: www.flexshade.com**



# Technical Specifications Hexagon™ Range

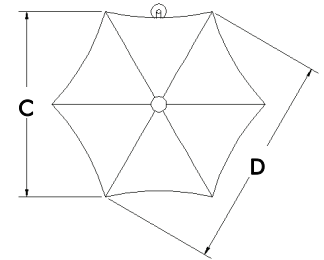
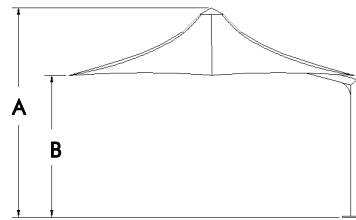
## HEXAGONAL™ - F\*12S, F\*16S, F\*19S

**Wind Rating** : 45m/sec (100mph)  
W45 to AS1170.2  
Exposure B to ASCE 7

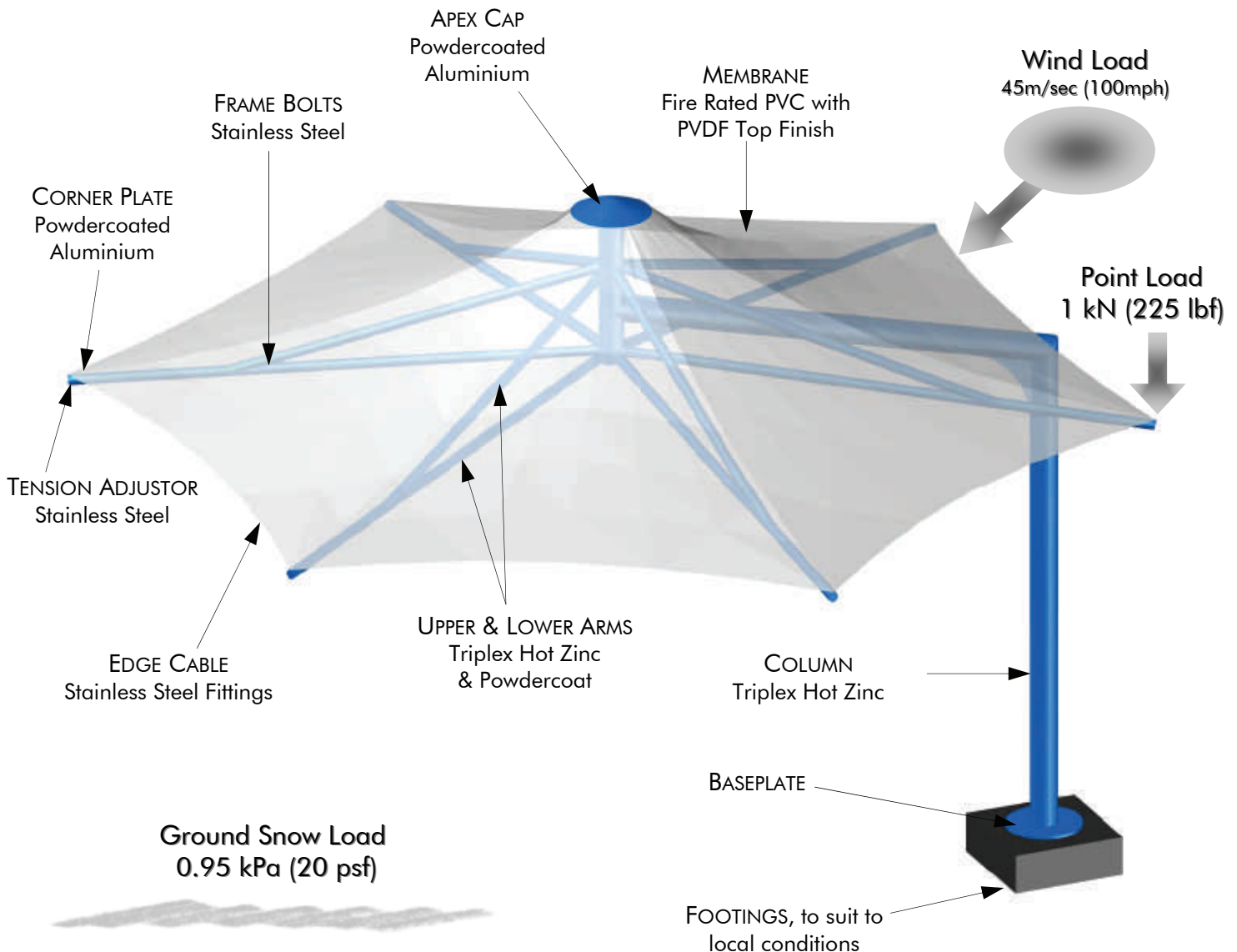
**Point Load** : 1 kN (225lbf) at Corner

**Snow Load** : 0.95 kPa (20 psf)  
Ground Snow Load

**Plan Areas** : F\*12 - 7.8 sq.m (84 sq.ft)  
F\*16 - 13.9 sq.m (150 sq.ft)  
F\*19 - 19.1 sq.m (205 sq.ft)



TYPE	A	B	C	D
F*12S	3100 mm 10'2"	2400 mm 7'9"	3120 mm 10'2"	3600 mm 11'8"
F*16S	3390 mm 11'1"	2400 mm 7'9"	4200 mm 13'8"	4850 mm 15'9"
F*19S	3665 mm 12'	2400 mm 7'9"	5020 mm 16'5"	5800 mm 19'



Flexshade® can be designed to suit specific customer requirements for height and plan dimension.