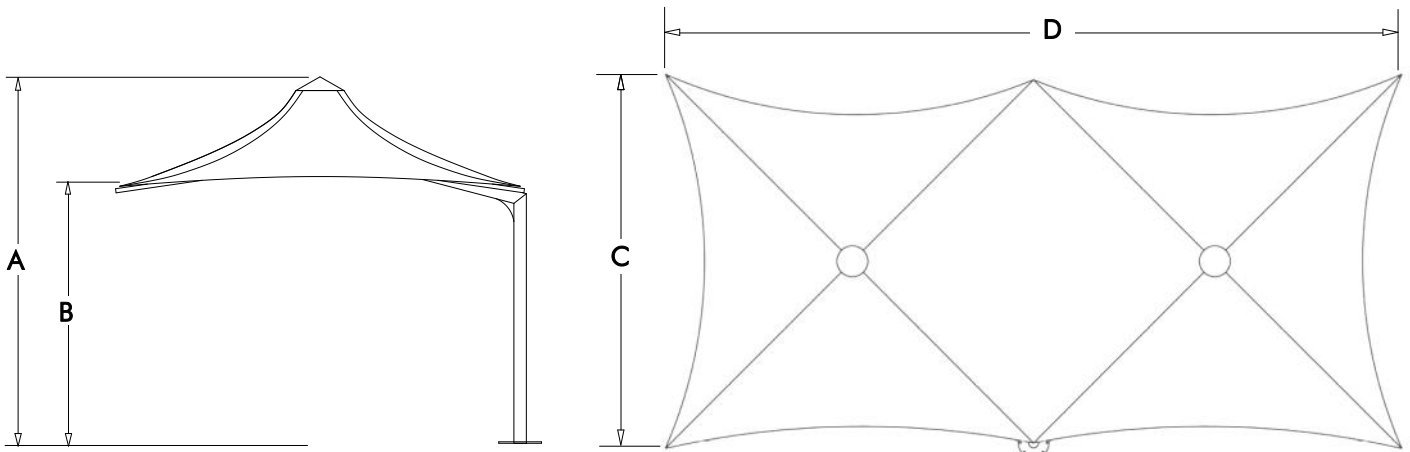


FLEXSHADE® Quartet™

- Features:**
- Fire Rated PVC with PVDF Top Finish.
 - Hot Zinc & Powder Coated Steelwork. (Alternative Stainless Steel Support Frame)
 - Stainless Steel Cables & Fittings.
 - Minimal Footings for Area Covered.
 - Designed to ASCE7 and AS1170 Code and to comply with other Codes worldwide for 160km/hr (100mph) wind speed.

Quartet™ "DUET" Model

Square Module Quartet™



TYPE	*A	*B	*C	*D	SHIPPING	
					DIMENSIONS	WEIGHT
Quartet *8D	3085	2400	2550	5100	3010 x 420 x 475 mm	261 kg
Quartet *10D	3180	2400	3275	6550	3010 x 420 x 475 mm	342 kg
Quartet *14D	3575	2400	4275	8550	2 x 3010 x 420 x 475 mm	479 kg
Quartet *5MD	3756	2400	5000	10000	2 x 3550 x 420 x 475 mm	688 kg

Flexshade® Quartet™ can be designed to suit specific customer requirements for height and plan dimension.



An Activity of **TENSION SPAN STRUCTURES PTY LTD** ABN 20 050 400 836
 Ph: (07) 3854 1900 Intl Ph: +61 7 3854 1900 Fax: (07) 3265 4946
 Email: sales@flexshade.com Web: www.flexshade.com



Technical Specifications Quartet™ Range

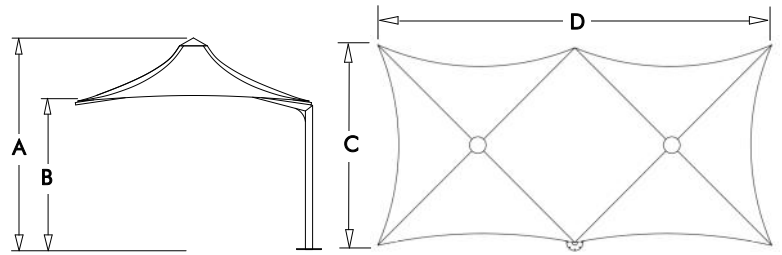
DUET - Q*8D, Q*10D, Q*14D, Q*5MD

Wind Rating : 45m/sec (100mph)
Exposure B to ASCE 7

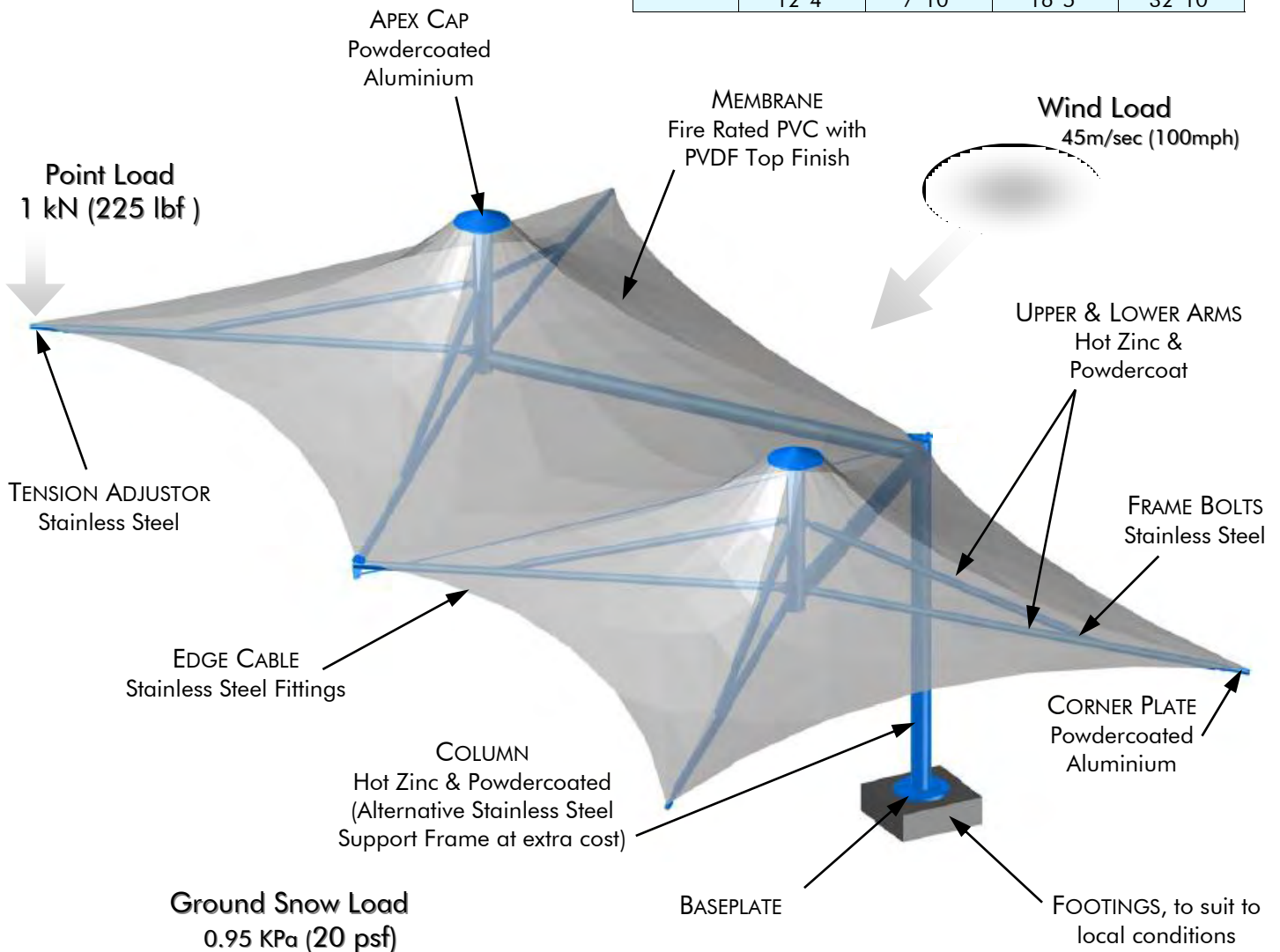
Point Load : 1kN (225lbf) at Corner

Snow Load : 0.95 kPa (20 psf)
Ground Snow Load

Plan Areas : Q*8D - 11.2 sq.m (120 sq.ft)
Q*10D - 18.9 sq.m (203 sq.ft)
Q*14D - 33.0 sq.m (355 sq.ft)
Q*5MD - 47.3 sq.m (509 sq.ft)



TYPE	A	B	C	D
Q*8D	3085 mm 10' 1"	2400 mm 7' 10"	2500 mm 8' 2"	5000 mm 16' 4"
Q*10D	3180 mm 10' 5"	2400 mm 7' 10"	3275 mm 10' 9"	6550 mm 21' 6"
Q*14D	3575 mm 11' 8"	2400 mm 7' 10"	4275 mm 14'	8550 mm 28'
Q*5MD	3756 mm 12' 4"	2400 mm 7' 10"	5000 mm 16' 5"	10000 mm 32' 10"



Flexshade® Quartet™ can be designed to suit specific customer requirements for height and plan dimension.