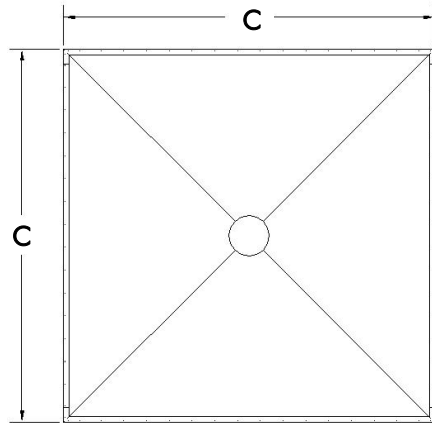
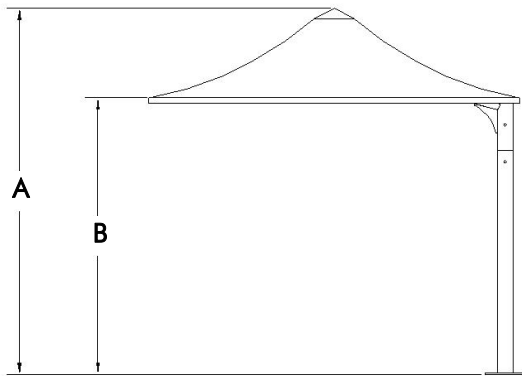


FLEXSHADE® Quartet™

- Features:**
- ✘ Acrylic or Tedlar® PVC/Polyester Membrane.
 - ✘ Hot Zinc & Powder Coated Steelwork.
(Alternative Stainless Steel Support Frame)
 - ✘ Stainless Steel Cables & Fittings.
 - ✘ Controlled Water Drainage Links.
 - ✘ Minimal Footings for Area Covered.
 - ✘ Designed to AS1170 Wind Code and to comply with other Codes worldwide.

Quartet™ Cantilever Curtain Series

Square Module Quartet*CS

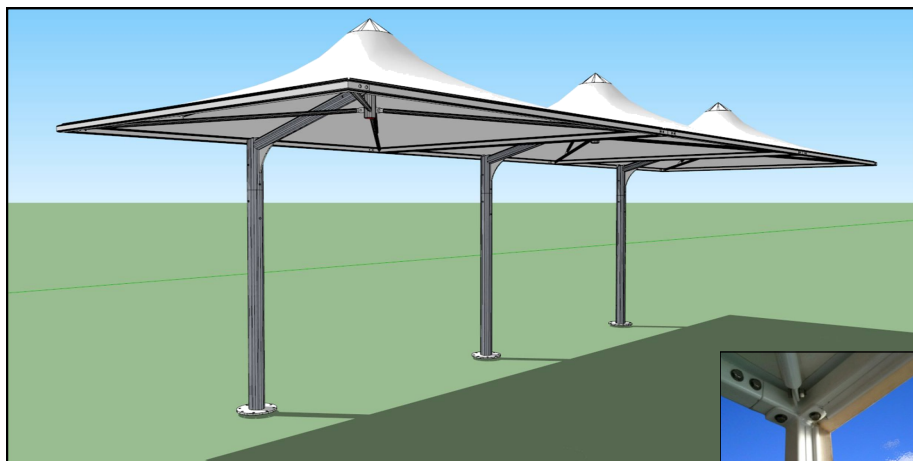



Min Edge Member Size: 50 x 50mm

SHIPPING

TYPE	*A	*B	*C	DIMENSIONS	WEIGHT
Quartet *8CS	3085	2400	2500	3010 x 420 x 475 mm	241 kg
Quartet *10CS	3180	2400	3275	3010 x 420 x 475 mm	271 kg
Quartet *14CS	3575	2400	4275	3010 x 420 x 475 mm	326 kg
Quartet *5MCS	3825	2400	5000	3550 x 420 x 630 mm	454 kg

Quartet™ CS - Links Flexshade® Quartet™ CS modules can be connected to provide weatherproof cover.



Flexshade® Quartet*CS™ can be designed to suit specific customer requirements for height and plan dimension.



An Activity of **TENSION SPAN STRUCTURES PTY LTD** ABN 20 050 400 836
2 - 36 Kingtel Place, Geebung Queensland, Australia 4034
Ph: (07) 3854 1900 Intl Ph: +61 7 3854 1900 Fax: (07) 3252 1252
Email: sales@flexshade.com Web: www.flexshade.com



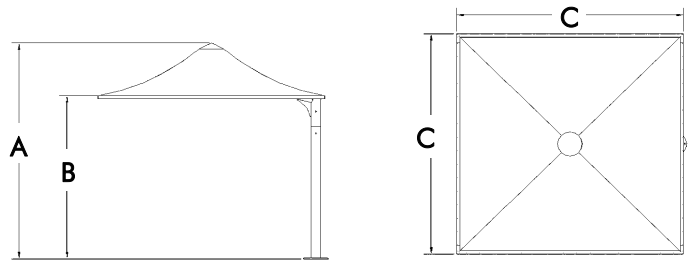
Technical Specifications Quartet™ Range

Q*8CS, Q*10CS, Q*14CS, Q*5MCS SQUARE

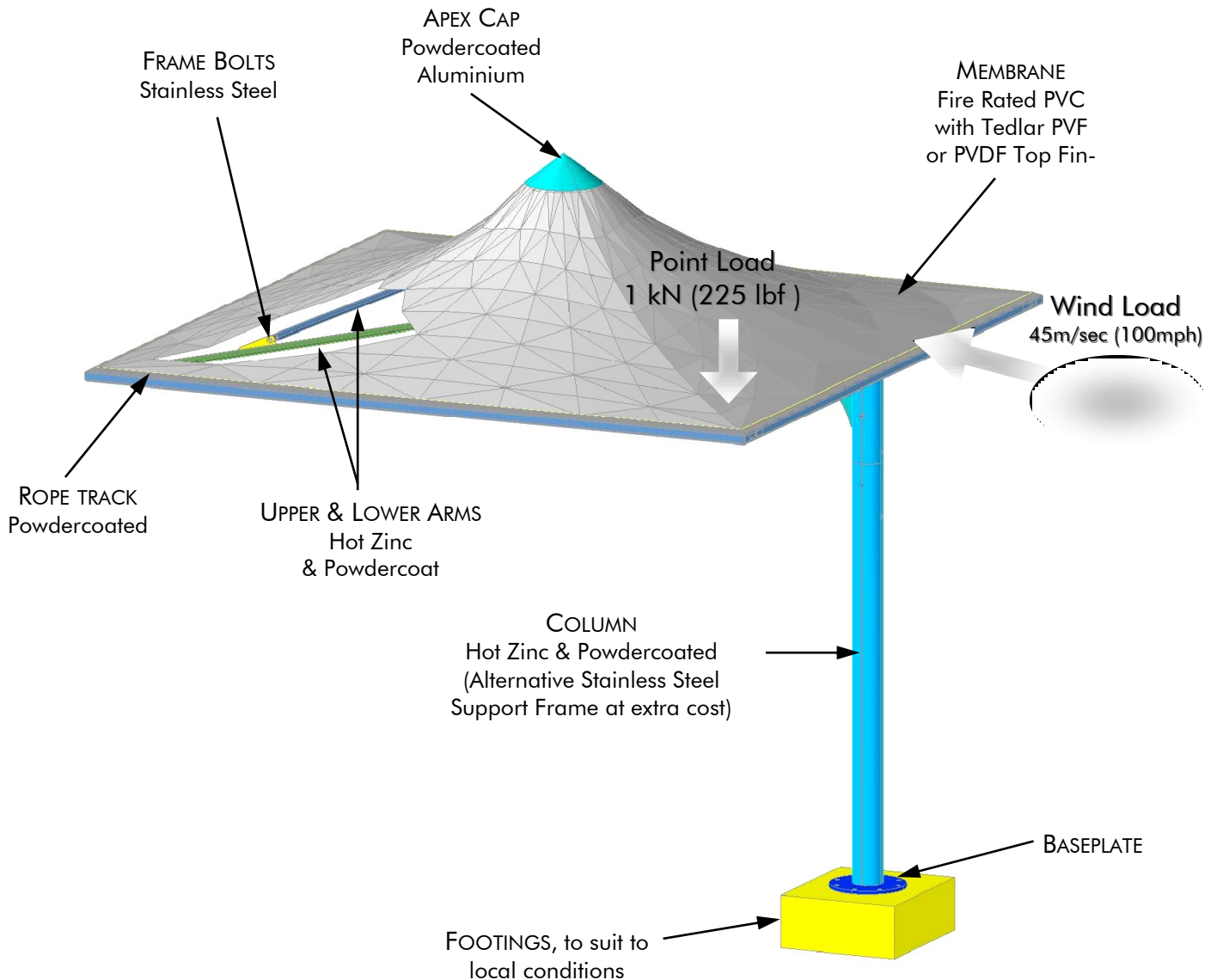
Wind Rating : 45m/sec (100mph)
Exposure B to ASCE 7-98

Point Load : 1kN (225lbf) at Corner

Plan Areas : Q*8CS - 5.3 sq.m (57 sq.ft)
Q*10CS- 8.9 sq.m (96 sq.ft)
Q*14CS- 5.0 sq.m (162 sq.ft)
Q*5MCS- 22.3 sq.m (239 sq.ft)



TYPE	A	B	C
Q*8CS	3085 mm 10' 1"	2400 mm 7' 10"	2500 mm 8' 2"
Q*10CS	3180 mm 10' 5"	2400 mm 7' 10"	3275 mm 10' 9"
Q*14CS	3575 mm 11' 8"	2400 mm 7' 10"	4275 mm 14'
Q*5MCS	3825 mm 12' 6"	2400 mm 7' 10"	5000 mm 16' 5"



Flexshade® Quartet*CS™ can be designed to suit specific customer requirements for height and plan dimension.